



To add a redetermination, select 'Add Evaluation' within the existing injury of choice.


### Injured Person: Rosie Rose

#### Injuries

[Add Injury](#)

---

16/12/2024

- 18/12/2024 Determination 

[Add Evaluation >](#)

#### Demographics

First Name	Rosie
Last Name	Rose
Date of Birth	20/01/1969
Gender	Female
Dominant Side	Right

[Edit](#)

Input the appropriate date, select 'Redetermination' from the drop-down menu and select 'save'.

< Chart **Injured Person: Rosie Rose**

**Add Evaluation**

**Injury:**

Date \*

Diagnoses

Evaluation Type \*

- Determination
- Reconsideration
- Redetermination**

• Fields with \* are mandatory.

Navigate to the appropriate chapter and continue adding relevant patient data as needed.

ImpairmentCare Search Injured Person Add Injured Person **Chapter** Calculator Mark Completed Settings Jason Nill

< Chart **Injured Person: Rosie Rose | 09/0** **Amputation**

Amputation Thumb Index Middle Ring Little Wrist Wrist RSI

Shoulder RSI Strength Vascular Peripheral

Reset Left

Hands

Select the body part to be amputated. Use a right-click for a partial amputation and a left-click for a full amputation. For a partial amputation, the arrow will be an arrow pointing to the region for partial amputation. Right-click or drag to select a region for partial amputation. Left-click for full amputation.

Reset Right

**Chapter 3**  
[Upper Extremity](#)  
[Lower Extremity](#)  
[Spine and Pelvis](#)

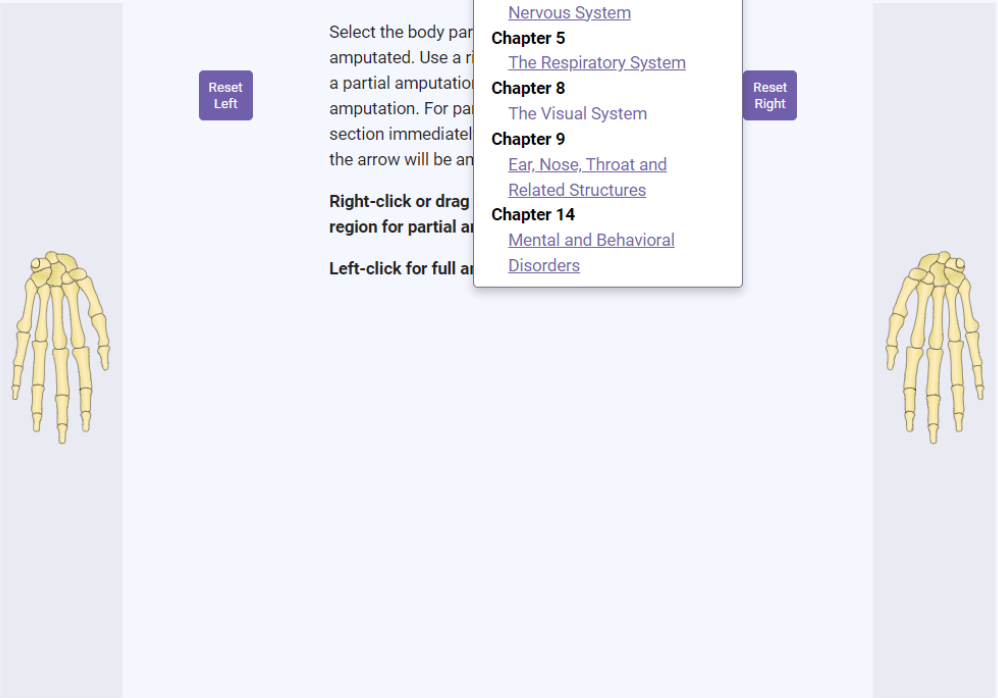
**Chapter 4**  
[Central and Peripheral Nervous System](#)

**Chapter 5**  
[The Respiratory System](#)

**Chapter 8**  
[The Visual System](#)

**Chapter 9**  
[Ear, Nose, Throat and Related Structures](#)

**Chapter 14**  
[Mental and Behavioral Disorders](#)



The image shows a software interface for managing patient data. At the top is a navigation bar with 'Chapter' highlighted. Below it is a patient profile header for 'Rosie Rose'. The main area contains two hand diagrams, one for the left and one for the right, with 'Reset' buttons. A dropdown menu is open over the 'Chapter' button, listing various medical chapters with links to their respective content. A blue arrow points from the text above to the 'Upper Extremity' link in the dropdown.

Selecting 'Chart' in the top left corner of the screen takes you back to the Patient Chart.

ImpairmentCare Search Injured Person Add Injured Person Chapter Calculator Mark Completed Settings Jason Nil

[< Chart](#) **Injured Person: Rosie Rose | 09/01/2025 Redetermination**

Amputation Thumb Index Middle Ring Little Wrist Wrist RSI Elbow Elbow RSI Shoulder Shoulder RSI Strength Vascular Peripheral

Hands  Arms

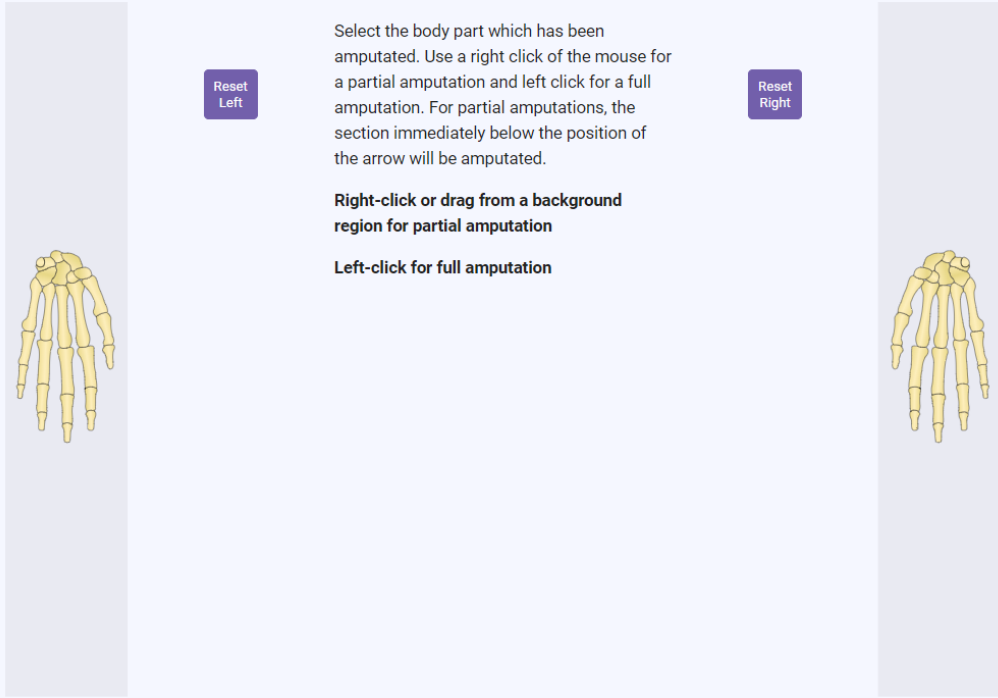
Select the body part which has been amputated. Use a right click of the mouse for a partial amputation and left click for a full amputation. For partial amputations, the section immediately below the position of the arrow will be amputated.

**Right-click or drag from a background region for partial amputation**

**Left-click for full amputation**

Reset Left

Reset Right



The interface features two vertical grey panels, one on the left and one on the right, each containing a yellow skeletal illustration of a hand. The left hand is oriented palm-up, and the right hand is oriented palm-down. These diagrams are used for selecting the specific part of the hand to be amputated.

© Cedaron 2023-2024



The redetermination is now listed as a new entry.

### Injured Person: Rosie Rose

#### Injuries

[Add Injury](#)

---

16/12/2024  
- 18/12/2024 Determination   
- 09/01/2025 Redetermination   
[Add Evaluation >](#)

#### Demographics

First Name	Rosie
Last Name	Rose
Date of Birth	20/01/1969
Gender	Female
Dominant Side	Right

[Edit](#)